

## 標準附件

- 人机介面自动操作模式
- 厚度调整读数表
- 垂直水平调整读数表
- 水平调整读数表
- 进给链条橡胶板披覆
- 红外线照射灯
- 工具箱
- 操作手册

## 特殊附件

- 安全罩
- 上压梁与进给链条轴心间距由750 MM 增加至1350/1950 MM
- 立轴马达改为变频马达+变频器
- 立轴加装气压式上下导板
- 槽切锯加装跳刀装置
- 立轴加装伺服电动缸跳刀装置
- 捣碎锯
- 移动端导螺杆自动润滑系统
- 余料装置
- 电动式上梁升降

## Standard Attachment

- Auto. Positioning device for movable stand to control working width.
- Digital readout device for thickness adjustment of double side
- Digital readout device for vertical adjustment of working heads
- Digital readout device for horizontal adjustment of working heads
- Feed chain track with rubber pad
- Laser light
- Tool box
- Operation manual

## Optional Attachment

- Safety cabinet
- Distance between center of bottom chain track and top belt pulley change from 750 mm to 1350/1950 mm
- Moulding saw change to hi-frequency motor with inverter
- Moulding unit with pneumatic top pressure pad + bottom support
- Jumping device for scoring saw unit.
- Jumping device with servo electric cylinder for moulding unit
- Hogging cutters
- Auto. lubrication for movable stand ball screw
- Chip conveyor
- Auto. adjustment for top pressure beam

型號	MODEL	DET-L8 (DET-24)	DET-L10 (DET-25)	DET-L12 (DET-26)	DET-L14 (DET-27)	DET-L16 (DET-28)
工作头数量	Working units	8(4+4)	10(5+5)	12(6+6)	14(7+7)	16(8+8)
最大加工宽度	Max. working width	1300 / 2000 / 2600 / 3200 / 4000 / 5000 / 6000 (mm(ft))				
最小加工宽度(双边)	Min. working width (on double side)	220(8-5/8) option 175(6-7/8) (mm(in))				
最小加工宽度(单边)	Min. working width (on single side)	110(4-3/8) option 90(3-1/2) (mm(in))				
最大加工厚度	Max. working thickness	60(2-9/25) option 100(3-8/9) / 120(4-3/4) / 150(5) (mm(in))				
槽切锯系统 马达	Scoring saw unit Motor	2 option 3 / 5 / 7.5 (hp)				
主轴转速	Spindle speed	3000 rpm				
主轴尺寸	Spindle dimension	25.4 x 82 L (mm)				
锯片尺寸	Sawblade dimension	255 x 25.4 x 3.0 mm x T80 (mm)				
主锯系统 马达	Main sawing unit Motor	5 option 7.5 (hp) / 10 (hp)				
主轴转速	Spindle speed	3000 (rpm)				
主轴尺寸	Spindle dimension	25.4 x 82 L (mm)				
锯片尺寸	Sawblade dimension	255 x 25.4 x 3.0 mm x T80 (mm)				
成型系统 马达	Moulding unit Motor	5 option 7.5 / 10 / 12 / 15 (hp)				
主轴转速	Spindle speed	6000 option 8000 (rpm)				
主轴尺寸	Spindle dimension	40 x 120L (mm)				
刀具外径	Cutter dimension	140-160/220-240 (mm)				
三角环带砂光系统 马达	Belt sanding unit Motor	2 (hp)				
砂带尺寸	Sanding belt size	4" x 60" / 84" / 98" (inch)				
震盪马力	Vibration power	25w x 1/36				
海绵轮/环带砂光系统 马达	Roller / disc sanding unit Motor	2 (hp)				
砂带尺寸	Sanding belt size	4" x 42" (海绵轮砂光系统 sponge sanding unit)				
自动补偿	Auto. compensation	仅限碟型砂光系统 disc sanding only				
链条系统 马达	Chaintrack system Motor	5 / 7.5 (hp)				
进给速度	Feed speed	6-24 (m/min)				
档块间距	Distance between dogs	600 (mm)				
链条正反转	Normal/Reversible	标准配备 Standard				
移动系统 马达	Movable side Motor	1 (hp)				
进给速度	Feed speed	2 (m/min)				

We reserve the right for technical modification.



洪业有限公司 **TECHNIK ASSOCIATES, INC.**  
 42756 台中市潭子区大丰路一段288号之三  
 NO. 288-3, Sec. 1, Dafong Rd., Tantzú Dist., Taichung 42756, Taiwan  
 Tel.: +886-4-2568-8555 · 2534-9000 Fax: +886-4-2534-9160  
 http://www.hipoint.com.tw  
 E-mail: hipointmachinery@gmail.com / hptmac@gmail.com



## 高点机械 台湾精品

### 重型双端作榫机系列

## DOUBLE END TENONER

### LUXURY CLASS



### 我们提供

- 高品质产品
- 高效率产品
- 可靠性产品
- 专业顾问工程
- 专业售后服务

### We support to provide

- High quality production
- High efficiency products
- Reliable products
- Specialized consulting & engineering
- Expert after-sales service




洪业有限公司 **TECHNIK ASSOCIATES, INC.**




DET-L Series 系列  
DET-CE Standard Series 认证系列

重型双端作榫机  
HEAVY DUTY DOUBLE END TENONER



标准配备 Attractive, Smart and Exclusive Features



**分离式线轨**  
采用分离式双基座配合滚珠导  
螺杆传动  
**individual linear guide way**  
Two slide guide way transfer with ball  
screw.



**进给链条装置**  
配备精密履带链条，此履带链条  
装置探防尘及免润滑之针状轴承  
(厂牌:德国INA)  
**Feed chain track system**  
Is enriched with precision track linkage  
mounted with dust-proof and free  
lubricated needle bearing, to ensure  
perfect parallel at y-axis.  
(BRAND: GERMAN INA)



**人机介面自动操作模式**  
(厂牌:德国西门子)  
**PLC Control for automatic  
positioning and working  
unit operation**  
(BRAND: GERMAN SEMENS)



**出料端双侧压轮**  
**Double sided pressure roller**




**槽切锯系统**  
**Scoring saw unit**  
2HP(option 3/5 HP)  
Spindle speed:3000 rpm (50 HZ)  
Spindle dim:Ø25.4 x 82 mm(L)



**主锯系统**  
**Main saw unit**  
5HP(option 7.5 HP)  
Spindle speed:3000 rpm (50HZ)  
Spindle dim:Ø25.4 x 82 mm(L)



**立轴系统**  
**Moulding unit**  
5HP (special 7.5HP)  
Spindle speed: 6000 rpm (50HZ)  
Spindle size: Ø40 x 120 MM (L)  
Option attachment: Jumping device




**立轴系统(变频马达)**  
**H.F Moulding unit**  
7.5HP (special 10HP 15HP)  
Spindle speed: 3000/6000 rpm (60/120 HZ)  
Spindle size: Ø40 x 120 MM (L)  
Option attachment: Jumping device



DET-L Series 系列  
DET-CE Standard Series 认证系列

重型双端作榫机  
HEAVY DUTY DOUBLE END TENONER



特殊配备 Optional Attachment



立轴加装气压式上下导板  
Moulding unit with  
pneumatic top pressure  
pad+bottom  
support (Chrom plated)



自动送料架  
Auto. feeding magazine  
Working length:220~1300/2000/2600 mm  
Working width:50~150 mm  
Working height:8~60 mm  
Max. working height of magazine:500 mm



余料输送机  
Chip conveyor



平面三角环带砂  
Belt sanding unit  
Motor : 2HP  
Sanding belt size : 4" x 60"  
Vibration power : 25w x 1/36



成型三角环带砂  
Profile belt sanding unit  
Motor : 2HP  
Sanding belt size : 4" x 98" / 84"  
Vibration power : 25w x 1/36



碟型砂光带补偿  
Disc sanding unit  
Motor : 2HP ,Spindle : 1"x 4"  
with vibration motor  
with auto. compensation



海绵轮砂带座  
Sponge sanding unit  
Motor : 2HP  
Sanding belt size : 4" x 42"  
Sponge roller : 7" x 4"



上下鉋  
Top and bottom milling unit  
7.5HP (special 10HP 15HP)  
Spindle speed:3000/6000 rpm (50/100HZ)  
Spindle dimension:Ø40 x 120 mm (L)



# DET-L Series 系列

## DET-CE Standard Series 认证系列

# 型号识别

## MODEL INTRODUCTION

### 用途

此款机种为新型双边同时加工之多功能複合机，定义为豪华重型机种(L-CLASS)，为双边工作单元为8轴以上之豪华複合型加工机，并可依客户需求特殊订製，可结合定寸、成型、封边、砂光、导角、开槽等边缘加工，并施以模组化生产。

此机种跳脱一般双端铣之固定式基座，採用分轨式轨道基座，依据工作要求机身可长达10米，不再受固定式基座限制，此分轨式轨道基座针对整机加工而言可将机器重心平均分配于基座轨道上，使工作在加工时平稳，不会因重心分配不均，工件加工完产生加工面顿挫。

### 特性

- 客製化的工作头排列可完美达到客户产品所需之加工。
- 高精度线性滑轨：基座的移动採用高精度之线性滑轨，可确保X轴移动时能形成完美的平行。
- 进给链条装置：配备精密履带链条，此履带链条装置採防尘及免润滑之针状轴承，可确保Y轴移动时形成完美的平行线。
- 高精度线性滑轨+进给链条装置，促成机器呈现双十字的运动，以保证其直角度。
- 人机介面自动定位装置：人机介面控制，尺寸调整包含公制，英制及台制等多种选择，而且无须微调。

### Application

New type of bilateral multi-function compound machine is designated as a luxury heavy-duty machine (L-CLASS), and defined as a bilateral working unit for more than 8-axis luxury composite processing machine. This new type machine can be customized based on customers' demands, including sizing, moulding, edge banding, sanding, chamfering, grooving and other edge processing, and impose modular production.

We use individual slide guide ways instead of single base slide guide way. Depends on the requirements, lengths of the machine can reach more than 10 meters without the restriction from single base slide guide way. Moreover, benefited from individual slide guide ways, processing will be more stable as the center or gravity can be evenly distributed on the individual slide guide ways, generating smooth machine surface.

### Features

- Customized working unit line can perfectly reach the product processing of customer's requirement.
- The machine sliding on high precision linear guide way to get perfect parallel at x-axis.
- Feed chain track system is enhanced with precision track linkage mounted with dust-proof and free lubricated needle bearings to ensure perfect parallel at y-axis.
- The high precision linear guide way + feed chain track form double crisscross movement to guarantee squaring.
- Automatic positioning device with digital readout in metric, inches or Japanese inches for various operation.
- No micro-adjustment required.



安全锁  
Safety Lock



CE标准配电盘  
CE Proved Electric Control Board



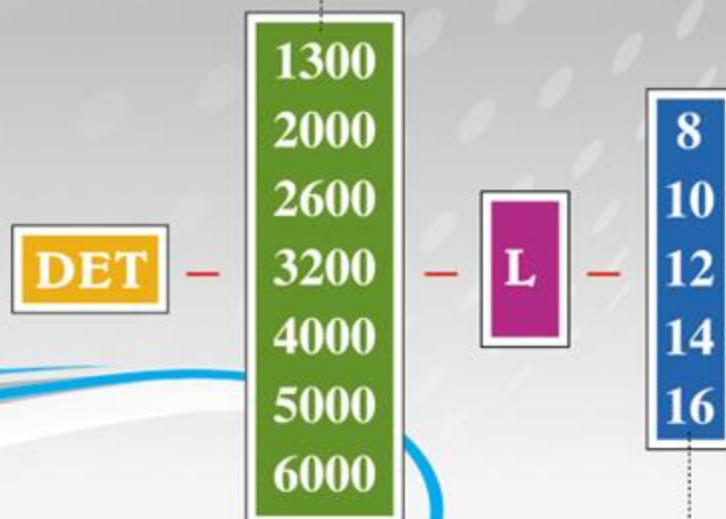
鍊条传动机构  
Gear Transmit System



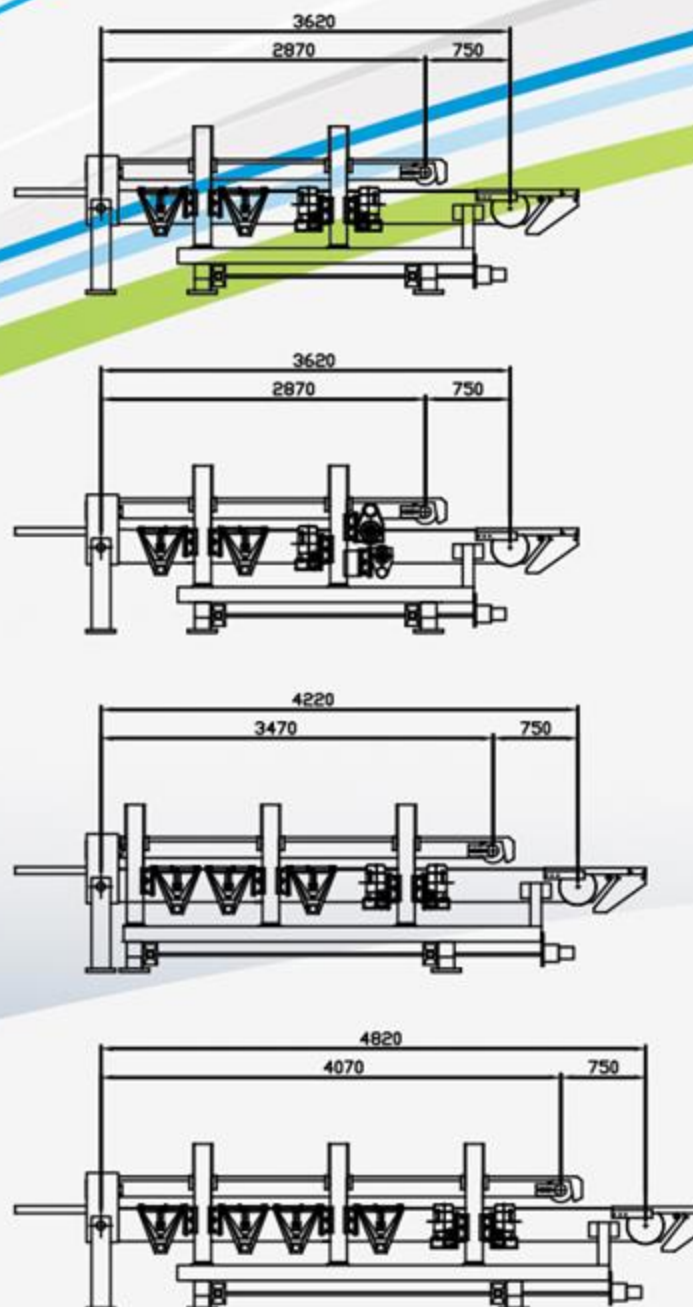
直径传动轴  
Double Key Transmission Shaft

### DET-L SERIES 系列

最大加工宽度  
Max. Working Width



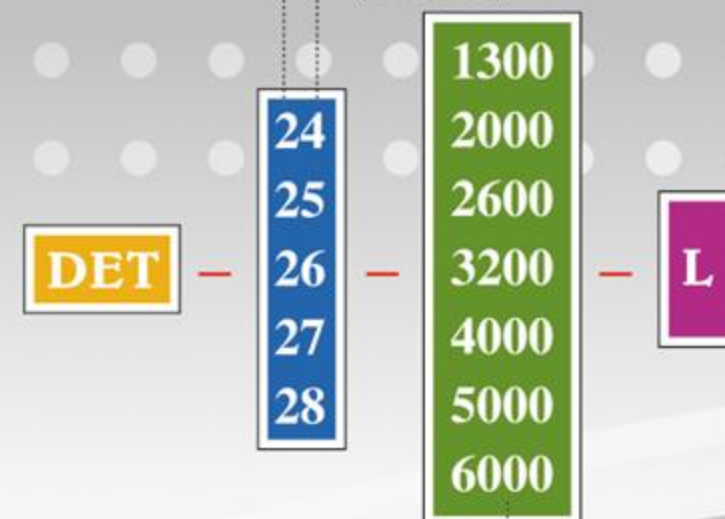
工作头数量  
Working Head Numbers



### DET-CE SERIES 认证系列

双边  
Double Side

工作头数量(单边)  
Working Head Numbers (One Side)



最大加工宽度  
Max. Working Width

